


MAGFORMERS®


Intelligent Magnetic Construction Set For Brain Development

WALKING DINOSAUR SET

MAGFORMERS MODEL BOOKLET




















THE MAGFORMERS INC.



Magformers Walking Dinosaur Set

Magformers Walking Dinosaur Set brings dinosaurs to life. Comes with accessories that create motion. Make lifelike dinosaurs, watch them move and learn their characteristics.

01 Composition (81PCS)

 Triangle X 13	 Square X 16	 Isosceles Triangle X 8	 Rectangle X 6	 Diamond X 6	 Trapezoid X 4
 Arch X 3	 Sector X 4	 Mini Rectangle X 5	 Super Rectangle X 1	 Super Sector X 2	 Super Arch X 1
 Half Arch X 2	 Right Isosceles Triangle X 2	 Half Circle X 2	 Engine Block X 1	 Battery Pack X 1	 90° Female Connector X 1
 Female Auto Connector X 1	 Walking Block X 2				

02 How to Use Battery Pack



Power Button

The Battery Pack gives power to the Walking Block. If you press the power button, the dinosaur will walk. Please put 3 AAA batteries according to (+) and (-) poles. (The battery is not included.)

03 How to Use Engine Block



The Engine Block delivers the power of the Battery Pack to the Walking Block. You can control the walking speed. You can also stop the movement of the legs.

01 You can control the walking speed with the speed control button.



Pink Button

02 If you flip the button up, the Walking Block will stop walking. (The connector plugged on both sides will rotate.)




Pink Button

04 Dinosaurs Move!




Tarbosaurus



The Battery Pack delivers power to the Engine Block. Then, the Engine Block makes the Walking Block walk.



Stegosaurus



When the Battery Pack delivers power to the Engine Block, the Engine Block makes the Walking Block walk. The Connectors that are connected to the Engine Block receive power from the Engine Block, then they deliver power to other Walking Blocks, so 2 Walking Blocks can both receive power to make dinosaurs walk.

05 Warnings

Battery Warnings

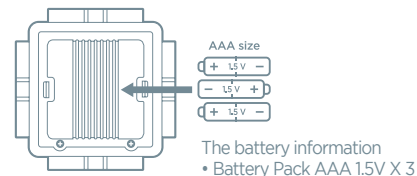
- If putting a battery in it or using it mistakenly, overheating, rupture and lachrymal fluid could be caused.
- When lachrymal fluid oozes out, never touch it with hands.
- When the fluid which comes out from the battery is stained with the skin or the clothes and gets into the eye, counsel with the doctor immediately.
- Do not mix old and new batteries.
- Do not mix alkaline, standard(carbon-zinc), or rechargeable(nickel-cadmium) batteries.
- Turn off the power when not in use.
- After playing, turn off the power without fail and keep it separate from others.
- Separate the used battery safely.

Other Warnings

- If the Battery Pack moves slowly or does not work smoothly, there might be a power issue. Please change the batteries.
- Please make sure to turn off the power after use since it may drain the battery.
- Please do not throw, or drop Battery Pack.

How to Remove and Insert Replaceable Batteries

- Remove screws and place three AAA batteries in the correct position as displayed inside.
- Non-rechargeable batteries are not to be recharged.
- Rechargeable batteries are to be removed from the toy before being charged.
- Rechargeable batteries are only to be charged under adult supervision.
- Batteries are to be inserted with the correct polarity.
- Exhausted batteries are to be removed from the toy.
- The supply terminals are not to be short-circuited.



06 Magformers Walking Dinosaur Set - 15 Models

01 Tyrannosaurus rex



02 Tarbosaurus



03 Spinosaurus



04 Deinonychus



05 Dilophosaurus



06 Ceratosaurus



07 Velociraptor



08 Triceratops



09 Parasaurolophus



10 Apatosaurus



11 Pachycephalosaur



12 Hypacrosaurus



13 Protoceratops



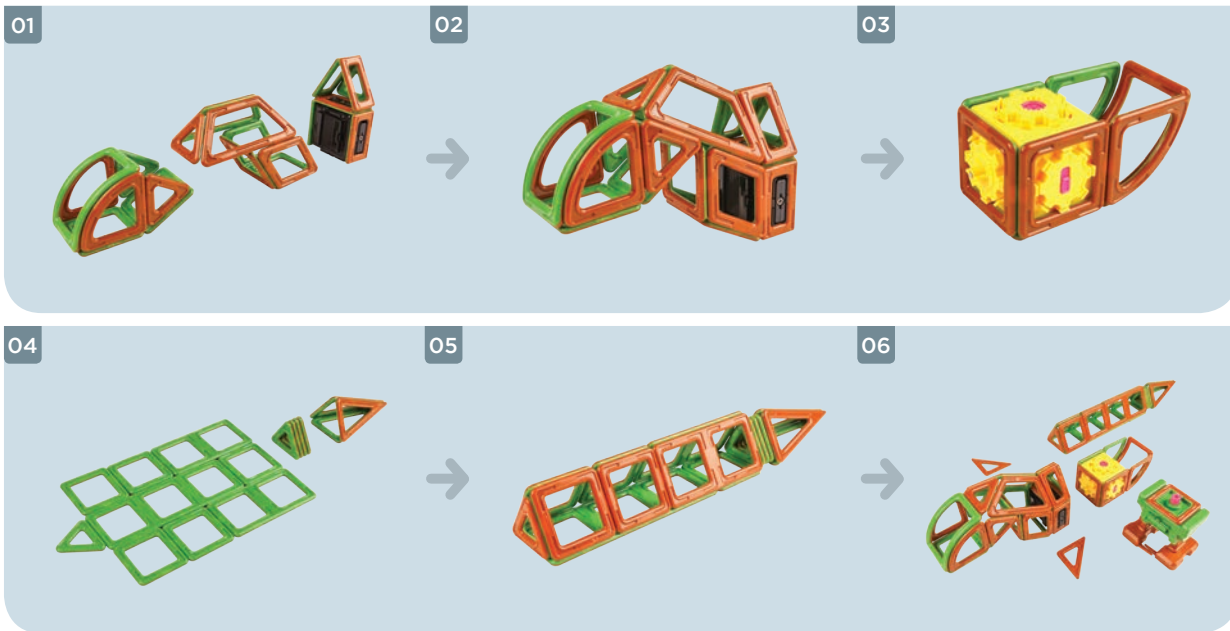
14 Stegosaurus



15 Ankylosaurus



How to Make Tyrannosaurus rex



Composition



Tyrannosaurus rex

Carnivorous
Dinosaur

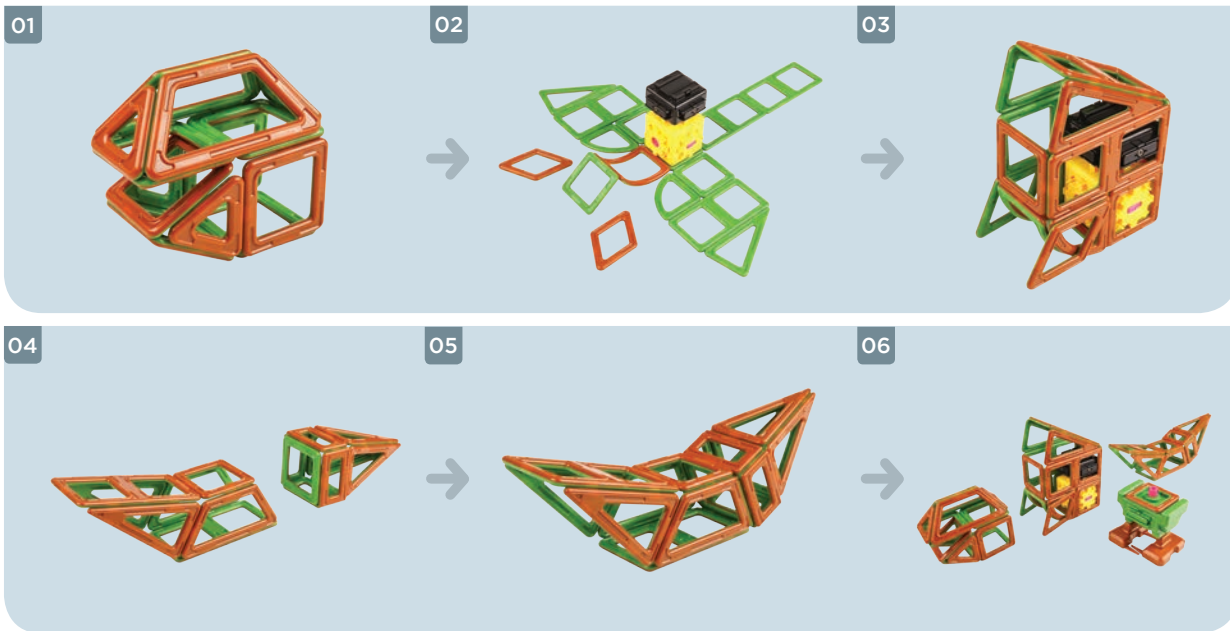


12-13m




- Tyrannosaurus means 'tyrant lizard', and was the most terrifying and ferocious dinosaur.

How to Make **Tarbosaurus**



Composition



Tarbosaurus

Carnivorous
Dinosaur

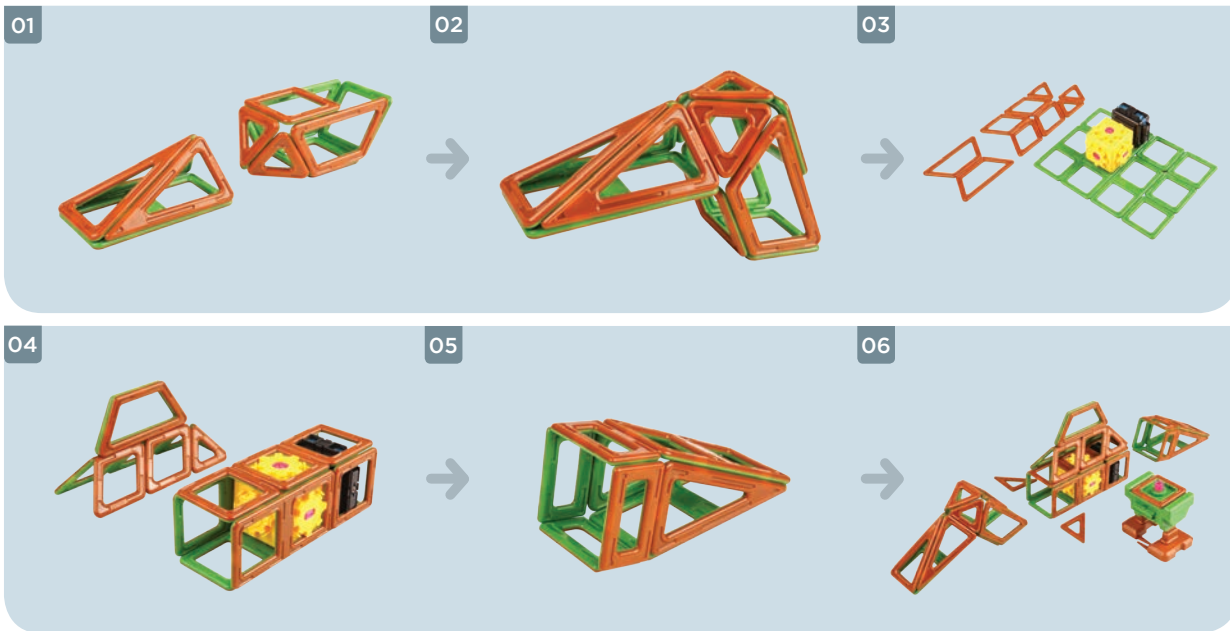


12-14m



- Tarbosaurus was the biggest dinosaur in Asia, and it had a thick and strong tail.

How to Make Spinosaurus




Composition



Spinosaurus

Carnivorous
Dinosaur




12-13m



- Spinosaurus means 'spiny lizard', and it had a sail-shaped fin on its back.

How to Make **Deinonychus**



Composition




Deinonychus

Carnivorous
Dinosaur



HERE



Triassic

Jurassic

Cretaceous

- Deinonychus means sharp claws, and was a scary dinosaur with sharp claws.

How to Make Dilophosaurus




Composition



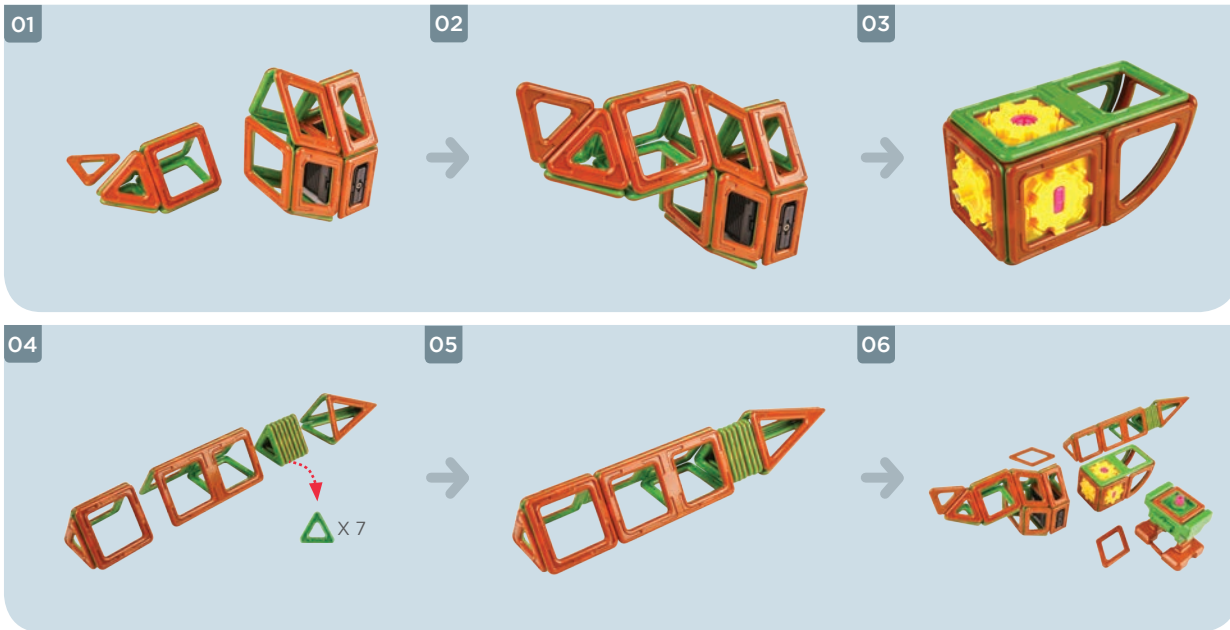
Dilophosaurus

Carnivorous
Dinosaur



- Dilophosaurus had two crests on its head. Only males had these crests to attract females.

How to Make Ceratosaurus



Composition



Ceratosaurus

Carnivorous
Dinosaur



6.5-8m

HERE

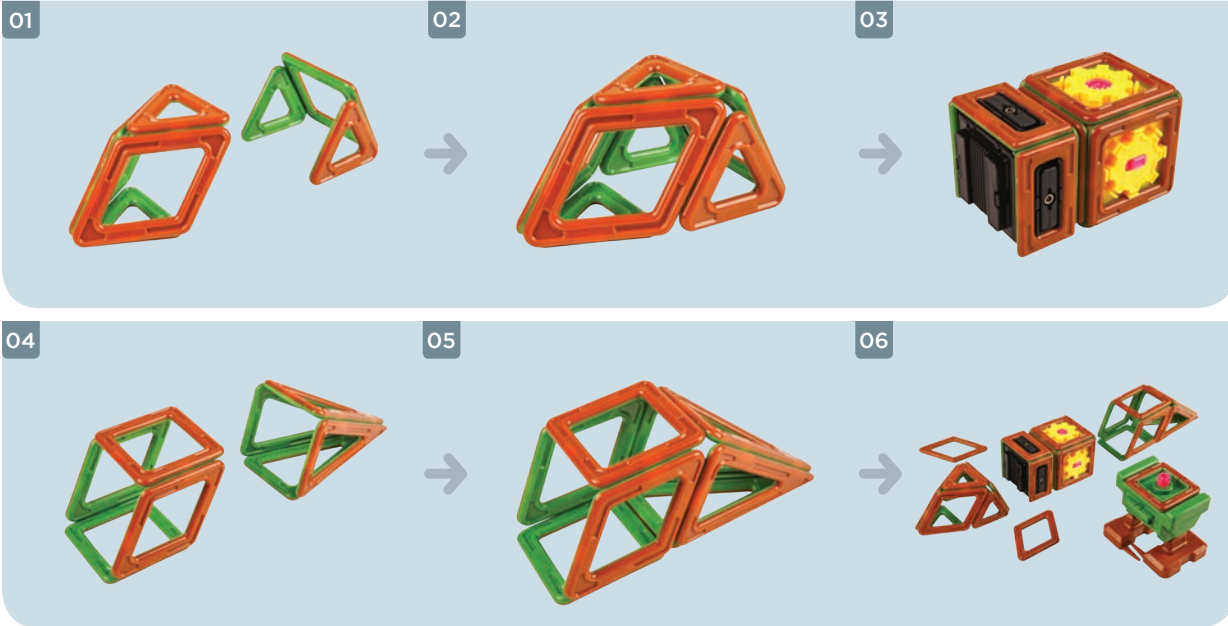
Triassic

Jurassic

Cretaceous

- Ceratosaurus means 'horned dinosaur', and it had horns on its nose and forehead.

How to Make **Velociraptor**



Composition



Velociraptor

Carnivorous
Dinosaur

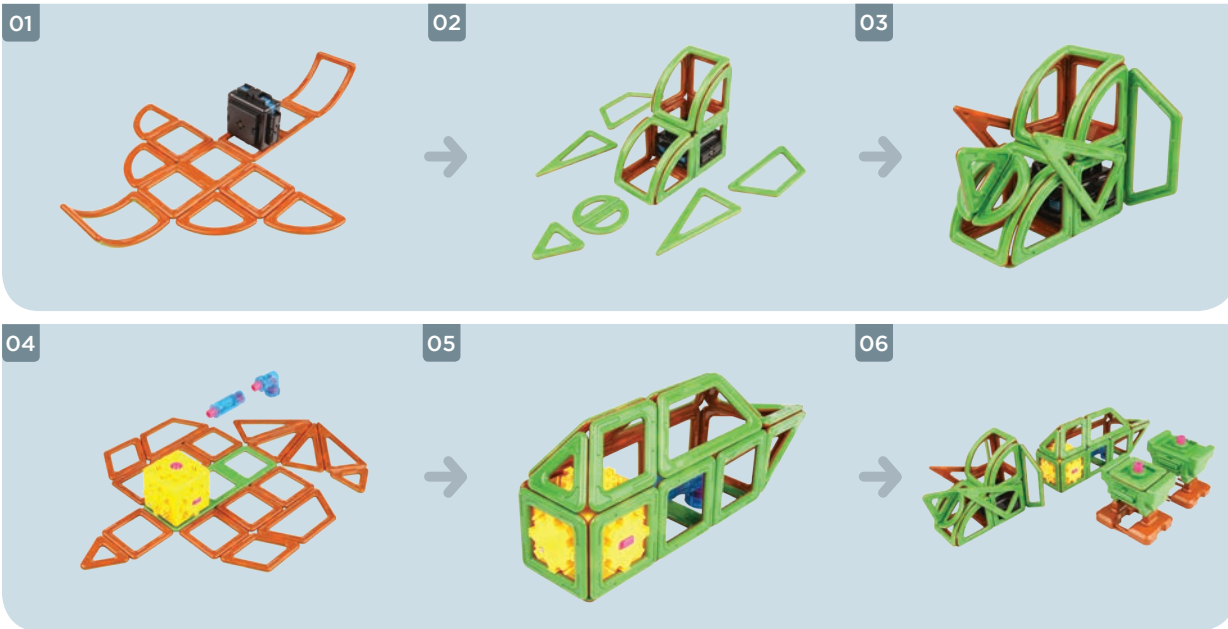


1.5-2m



- Velociraptor means the sleek hunter, and it had feathers.

How to Make Triceratops




Composition



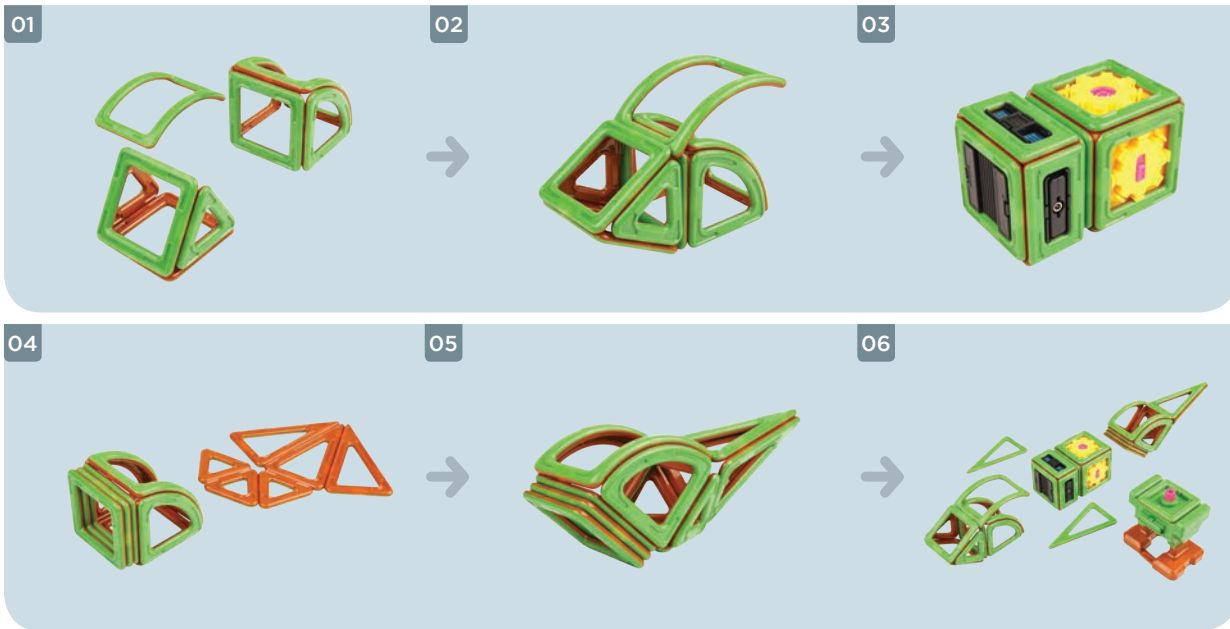
Triceratops

Herbivorous
Dinosaur



- Triceratops means dinosaur with three horns, and featured 3 horns above its two eyes and on its nose.

How to Make **Parasaurolophus**



Composition



Parasaurolophus

Herbivorous
Dinosaur

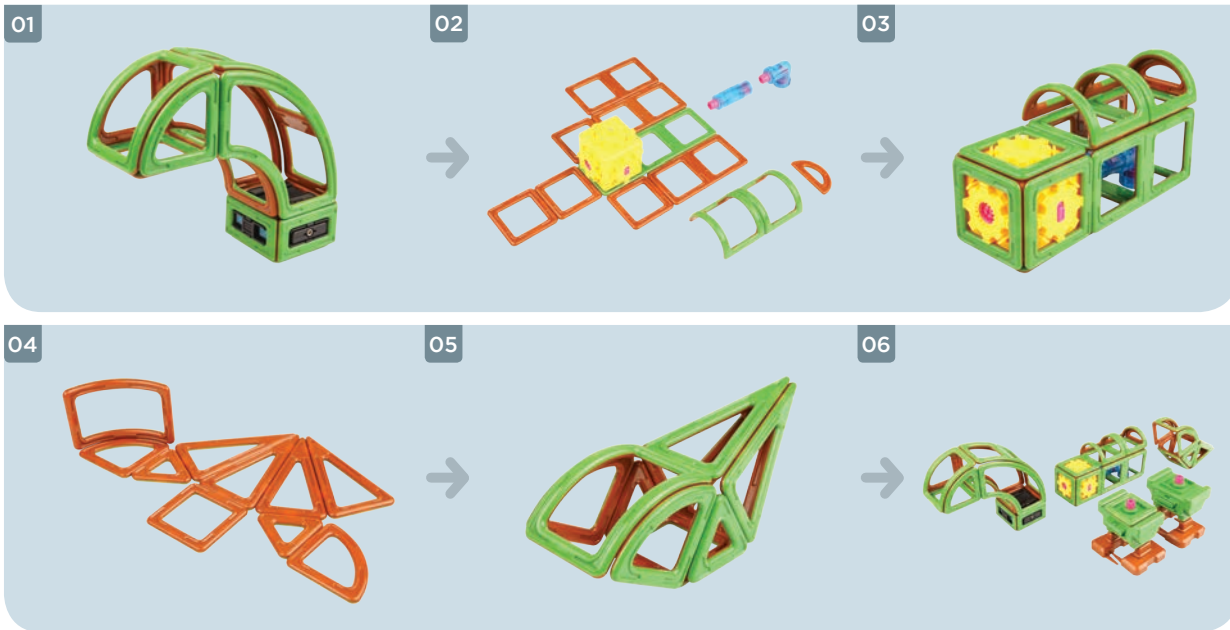


10-12m



- Parasaurolophus means 'near crested lizard', and featured a long crest behind its head.

How to Make **Apatosaurus**



Composition



Apatosaurus

Herbivorous
Dinosaur

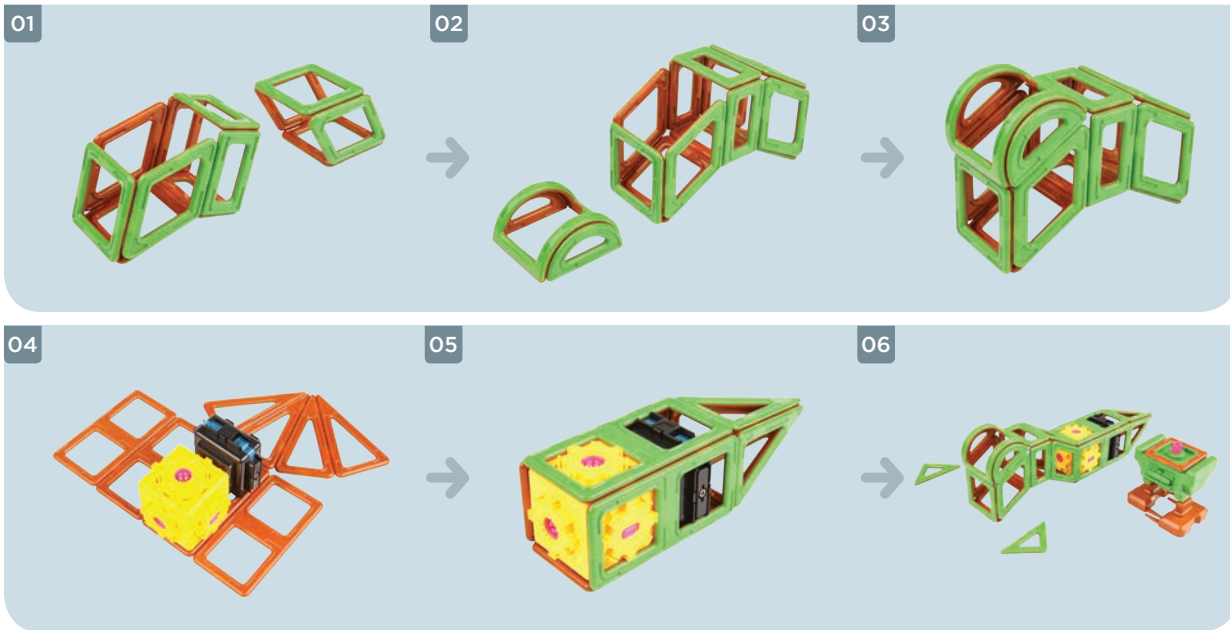


20-27m



- Apatosaurus was a very large dinosaur with strong tail muscles, but it was very gentle.

How to Make **Pachycephalosaur**




Composition



Pachycephalosaurus

Herbivorous
Dinosaur

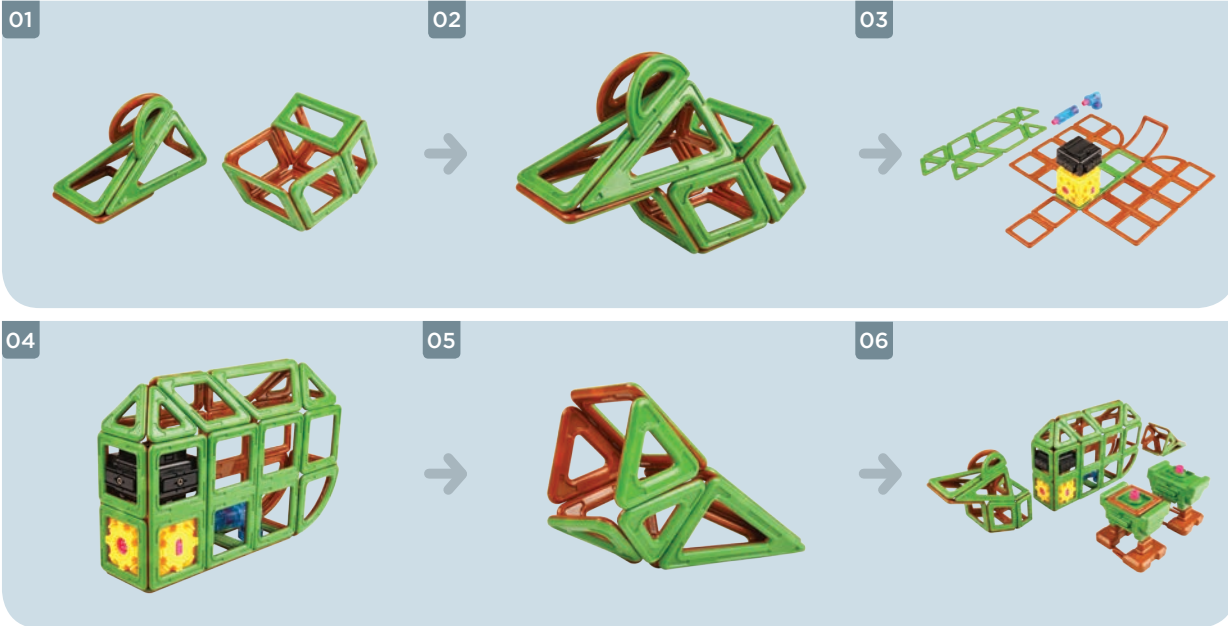


4-6m



- Pachycephalosaurus means lizard with a thick head, and was very good at head butting using its thick skull.

How to Make Hypacrosaurus



Composition



Hypacrosaurus

Herbivorous
Dinosaur

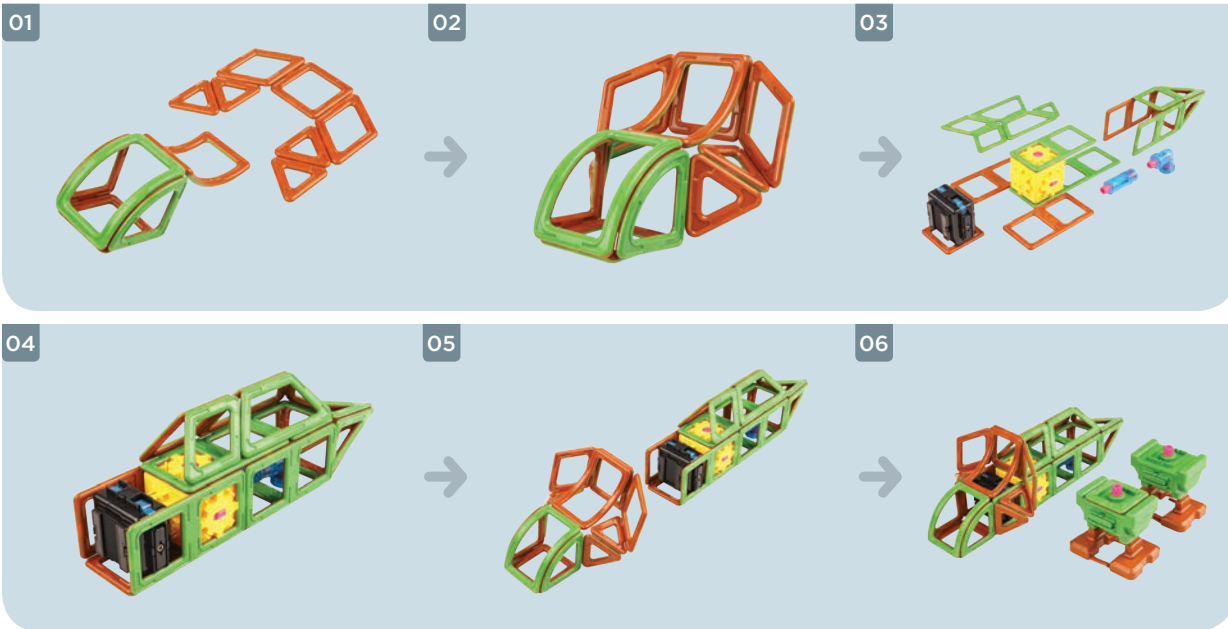


9m



- Hypacrosaurus means 'the biggest lizard', it featured a flat duckbill, and a crest on its head.

How to Make **Protoceratops**



Composition



Protoceratops

Herbivorous
Dinosaur

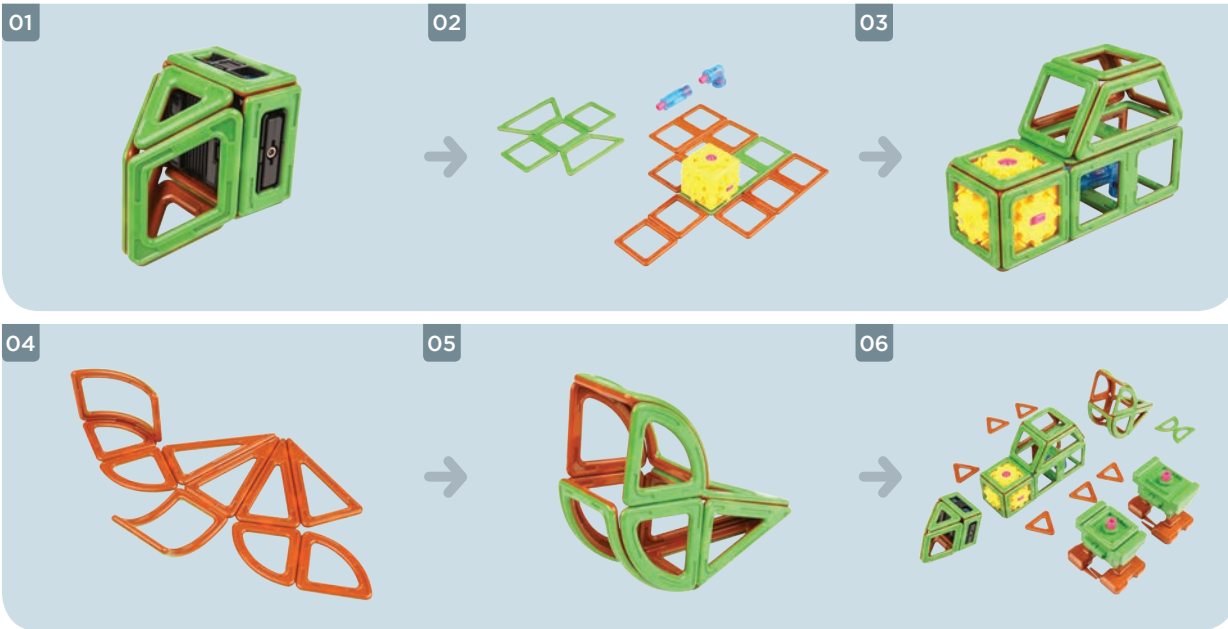


1.5-3m



- Protoceratops means 'first horned face', but it had only a decorative, wavy frill without any horns on its head.

How to Make **Stegosaurus**



Composition



Stegosaurus

Herbivorous
Dinosaur



6-9m

HERE

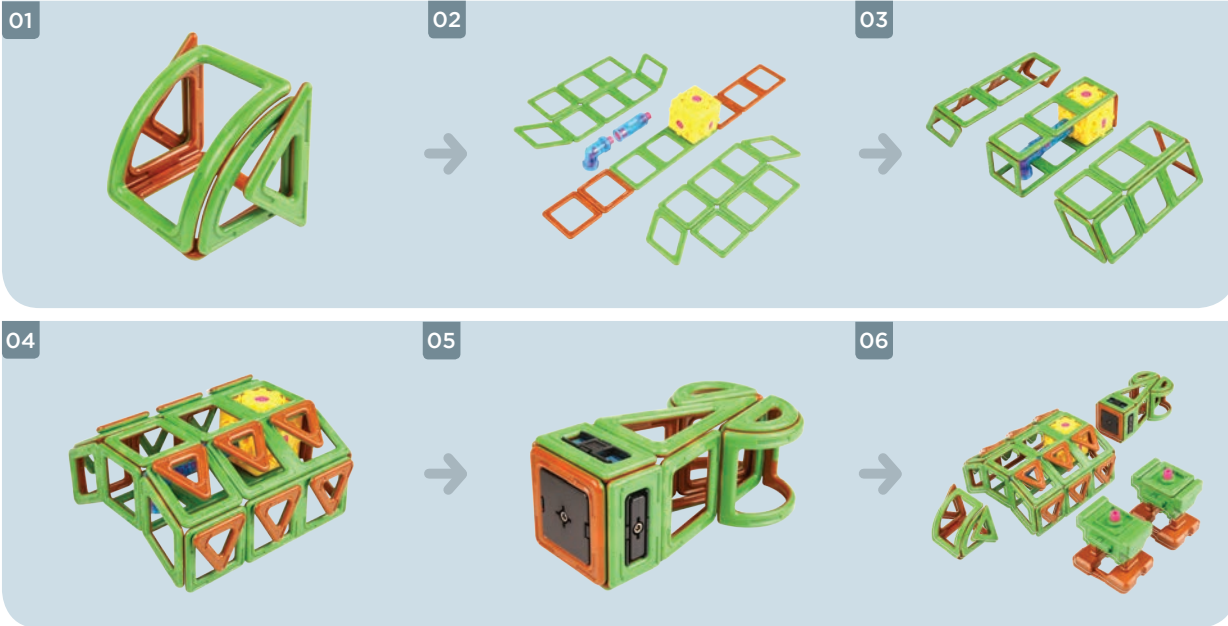
Triassic

Jurassic

Cretaceous

- Stegosaurus means 'roof lizard', and featured plates along its spine.

How to Make Ankylosaurus



Composition




Ankylosaurus


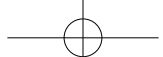
Herbivorous
Dinosaur



9-10m



- Ankylosaurus had a solid body covered in plate armor, and had a giant bone formation hanging on its tail that looks like a club.



US Patent No. 7,154,363,B2

©2014. The Magformers INC. All rights reserved.
MAGFORMERS® has been a registered trademark of Gymworld co., Ltd., Magformers Inc. and the president of the corporation since 2009. When quoting MAGFORMERS®, the trademark of Gymworld co., Ltd., Magformers Inc. and the president of the corporation must be declared.



THE MAGFORMERS INC.

2-4F, 210, Dosan-daero, Gangnam-gu,
Seoul, Korea
Tel : 82-2-6714-2224
Fax : 82-2-6714-2298
www.magformersworld.com
E-Mail : info@magformersworld.com

This book is a work protected by copyright, thus, any unauthorized copying or reproduction of content is strictly prohibited. In order to use any or all content, you must receive the consent of Gymworld co., Ltd., Magformers Inc. and the president of the corporation, the copyright holder and owner of its publication rights.

