



# MAGFORMERS<sup>®</sup>

Intelligent Magnetic Construction Set For Brain Development

## MINI TANK SET

MAGFORMERS MODEL BOOKLET



MAGFORMERS INC.




MINI  
TANK  
SET

VEHICLE  
SET  
LINE

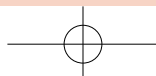
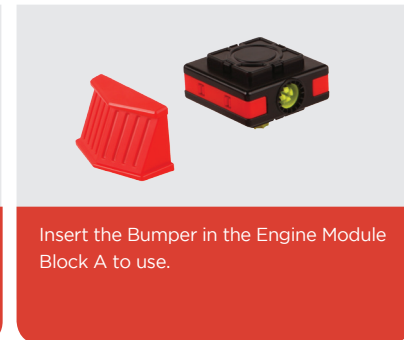
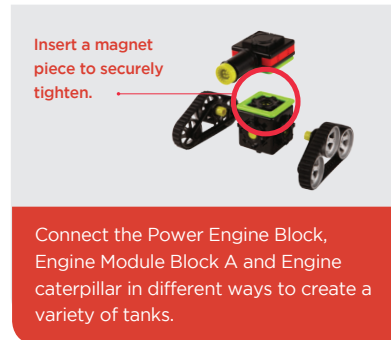
## Magformers Mini Tank Set

Magformers Mini Tank Set allows children to create a cute tank with the Power Engine Block and Engine caterpillar. Build a mini tank with 10 different characters while following a fun story. Turn on the Power Engine Block to move your tank.

### 01 Composition (27pcs)



### 02 How to Use the Power Engine Block





### 03 How to Change Battery and Recharge

If the Power Engine Block and Power Remote Control do not operate smoothly, please charge the product or change the battery.

When the switch on the side is turned on, a red light appears.



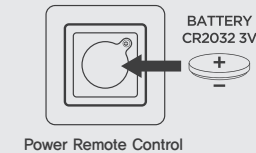
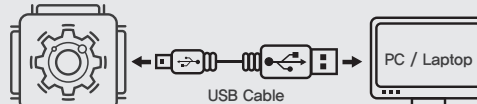
When the switch is turned to the right, the red light appears which means the Power Control is ready.



When the switch is turned to the left, the red light on the front turns on.



When the switch on the side is turned off and the USB cable is plugged in, a yellow-green light appears on the front. When the yellow-green light goes off, it is done charging. (If the USB cable is plugged in while the switch on the side is on, the front light will turn orange. If the light becomes red, it is done charging.)



### 04 Warnings (This must be read by a child's guardian)

- Please make sure to turn off the Power Engine Block after use.
- Do not disassemble, drop or place in water.
- Please do not stare into the LED's light for an extended period of time to protect your vision.
- If the accessories are working slowly or not working smoothly, please charge before use.
- Do not inflict any excessive shock or force, such as throwing the product at someone or hitting someone with it.
- Do not stand on the product.
- When charging, be sure to connect the USB cable under the supervision of a parent/guardian.
- Please be careful not to overcharge as it may shorten battery life.
- Please note that if you force connection or incorrectly connect the USB CABLE, it may damage the terminal.
- Do not let children disassemble products with built-in button-type battery.
- Please note that it is very dangerous if the battery gets lodged in the ears, nose or mouth of children. (When changing the battery, be sure to change it under the supervision of a parent/guardian.)
- Please dispose of or recycle used batteries properly out of the reach of children.



**MINI  
TANK  
SET**

**VEHICLE  
SET  
LINE**

**Mini tank friends in the sky have skills to control the weather every day.  
What kind of skills does each tank friend have?**

**01**

**Rain Tank**

When the Rain Tank shoots a cannon into the sky, it rains.



**02**

**Wind Tank**

We need the Wind Tank when we miss a cool breeze.



**03**

**Cloud Tank**

When the Cloud Tank shoots a cannon, puffy clouds float in the sky.



**04**

**Snow Tank**

Think about the Snow Tank when you see white stuff falling from the sky.



**05**

**Light Tank**

When the Light Tank is hot, lightning will strike suddenly from the sky.






**10 tanks all have different skills. The Rainbow Tank shoots a rainbow cannon when it feels good and the Thunder Tank shoots thunder and lightning at the same time when it feels hot. Create your own tanks with Magformers and name each of them.**

**06**

### Ice Tank

When the Ice Tank moves, hail may fall from the sky.



**07**

### Sun Tank

The Sun Tank is really busy in the summer when the sun is shiny.



**08**

### Thunder Tank

The Thunder Tank makes thunder and lightning at the same time.



**09**

### Rainbow Tank

The Rainbow Tank makes a pretty rainbow with red, orange, yellow, green, blue, indigo and violet.



**10**

### Fog Tank

The Fog Tank creates a fog and makes our eyes blurry.





MINI  
TANK  
SET

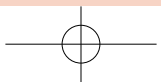
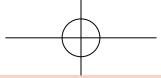
VEHICLE  
SET  
LINE

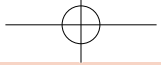
Which tank do you think caused the weather today?



06

07





MINI  
TANK  
SET

VEHICLE  
SET  
LINE

### How to make

01



02



03



04



### Composition







**Rain  
Tank**



**When the Rain Tank shoots a water cannon into the sky, it starts to rain!**




MINI  
TANK  
SET


VEHICLE  
SET  
LINE

## How to make

01



02



03



04

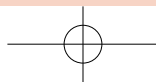


## Composition

 X 2  
  X 8  
  X 1  
  X 2  
  X 2  
  X 1  
  X 1  
  X 1  
  X 2

10

11

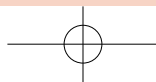




**Wind  
Tank**



**The Wind Tank creates a pleasant breeze.**





MINI  
TANK  
SET

VEHICLE  
SET  
LINE

## How to make

01



02



03



04

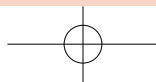


## Composition




12

13

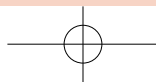


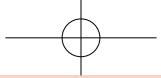


**Cloud  
Tank**



**The Cloud Tank makes puffy clouds. Do you see clouds in the sky?**






**MINI  
TANK  
SET**

**VEHICLE  
SET  
LINE**

**How to make**

01




02



03



04



**Composition**

-  X 4
-  X 10
-  X 1
-  X 2
-  X 2
-  X 1
-  X 1
-  X 1
-  X 1
-  X 1
-  X 1
-  X 2



**Snow  
Tank**



**The Snow Tank makes snowflakes in the winter.**

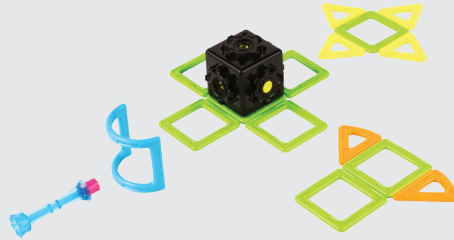


MINI  
TANK  
SET


VEHICLE  
SET  
LINE

## How to make

01



02



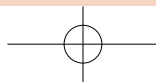
03



04



## Composition



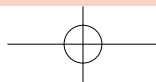




**Light  
Tank**



**The Light Tank shoots a cannon and creates lightning in the sky when it's hot.**






MINI  
TANK  
SET


VEHICLE  
SET  
LINE

### How to make

01



02



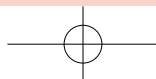
03



04



### Composition





**Ice  
Tank**



**When the Ice Tank shoots a cannon, hail falls from the sky.**




MINI  
TANK  
SET

VEHICLE  
SET  
LINE

## How to make

01



02



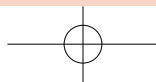
03

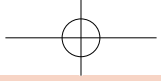


04



## Composition





Sun  
Tank



The Sun Tank shoots a sunlight cannon into the sky.

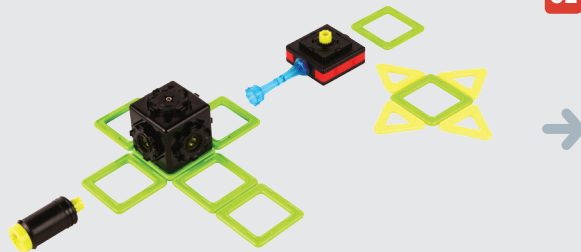


MINI  
TANK  
SET

VEHICLE  
SET  
LINE

## How to make

01




02



03



04

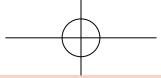


## Composition



22

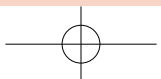
23

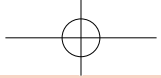


**Thunder  
Tank**



**The Thunder Tank has 2 cannons that can make thunder and lightning at the same time.**






MINI  
TANK  
SET


VEHICLE  
SET  
LINE

### How to make

01



02



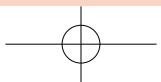
03



04



### Composition







**Rainbow  
Tank**



**When the Rainbow Tank shoots a cannon into the sky, a pretty rainbow forms.**




MINI  
TANK  
SET

VEHICLE  
SET  
LINE

## How to make

01



02



03



04



## Composition

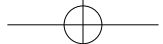




**Fog  
Tank**



**When the Fog Tank shoots a cannon, it becomes cloudy and foggy.**



### Battery Warnings

- If putting a battery in it or using it mistakenly, overheating, rupture and lachrymal fluid could be caused.
- When lachrymal fluid oozes out, never touch it with hands.
- When the fluid which comes out from the battery is stained with the skin or the clothes and gets into the eye, counsel with the doctor immediately.
- Do not mix old and new batteries.
- Do not mix alkaline, carbon-zinc, mercury, lithium or rechargeable(nickel-cadmium) batteries.
- Turn off the power when not in use.
- After playing, turn off the power without fail and keep it separate from others.
- Separate the used battery safely.

### How to remove and insert replaceable batteries.

- Remove screws and place in the correct position as displayed inside.
- Non-rechargeable batteries are not to be recharged.
- Rechargeable batteries are to be removed from the toy before being charged.
- Rechargeable batteries are only to be charged under adult supervision.
- Batteries are to be inserted with the correct polarity.
- Exhausted batteries are to be removed from the toy.
- The supply terminals are not to be short-circuited.

US Patent No. 7,154,363,B2

## MAGFORMERS INC.

©2015 Magformers INC. All rights reserved.  
 MAGFORMERS® has been a registered trademark of  
 Gymworld Inc., Magformers Inc. and the president  
 of the corporation since 2009. When quoting  
 MAGFORMERS®, the trademark of Gymworld Inc.,  
 Magformers Inc. and the president of the corporation  
 must be declared.

2-4F, 210, Dosan-daero, Gangnam-gu,  
 Seoul, Korea  
 Tel : 82-2-6714-2224  
 Fax : 82-2-6714-2298  
 www.magformersworld.com  
 E-Mail : info@magformersworld.com

This book is a work protected by copyright, thus, any unauthorized copying or reproduction of content is strictly prohibited. In order to use any or all content, you must receive the consent of Gymworld Inc., Magformers Inc. and the president of the corporation, the copyright holder and owner of its publication rights.

