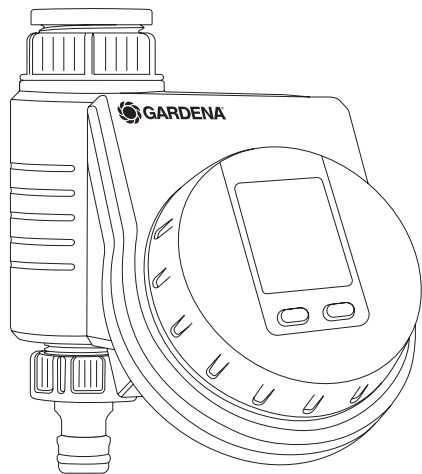


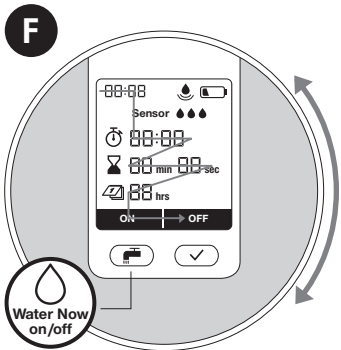
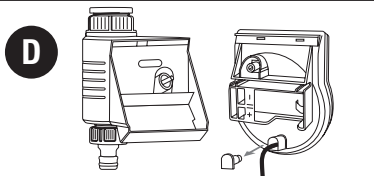
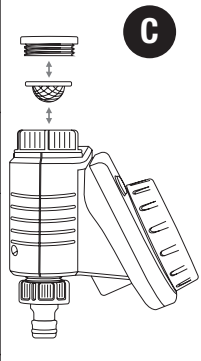

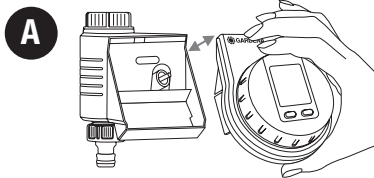


**Flex** Art. 1890



**EN Operator's manual**  
Water Control

---







-  **Next**
-  **Back**
-  **O.K.**
-  **3 sec. Key Lock**
-  **3 sec. Reset**



A video of the commissioning and setting processes is available here:

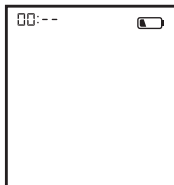
**Active Watering**

<b>Time</b>	88:88		
<b>Connected sensor</b>	Sensor		
<b>Start Time</b>	88:88		
	(0-23) hrs (0-59) min.		
<b>Run Time</b>	88 min 88 sec		
	(0-99) min., (0-59) sec.		
<b>Frequency</b>	88 hrs		
	4, 6, 8, 12, 24, 48, 72 hrs		
	<b>ON</b>	<b>OFF</b>	

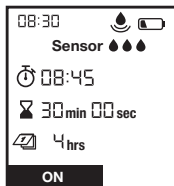

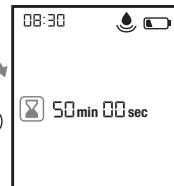
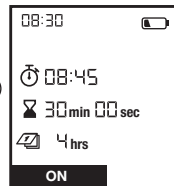
**Time Plan active/deactive**

**Battery Condition\*  
Soil Moisture**  
0-3 drops = very dry/  
rather dry/humid/  
very humid

-  max. 1 year
-  min. 4 weeks
-  max. 4 weeks
-  too weak for opening again

**G****1** Set clock (hrs)**2** Set clock (min.)**3** Set time plan   **4** Confirm time plan**H****+**

Art. 1867

**I****1** Active Watering**2** Change Duration**3** Stop Active Watering anytime

# GARDENA Water Control Flex

---

## Translation of the original instructions.



For safety reasons, children and young people under 16 as well as anyone who is not familiar with these operating instructions should not use the product. Persons with reduced physical or mental abilities may use the product only if they are supervised or instructed by a responsible person. Children must be supervised to ensure that they do not play with the product. Never operate the product when you are tired, ill or under the influence of alcohol, drugs or medicine.

## Intended use:

The GARDENA Water Control is intended for private use in domestic and hobby gardens, exclusively for outdoor use, to control sprinklers and watering systems. The Water Control can be used for automatic watering during holidays.

**DANGER! The GARDENA Water Control must not be used for industrial purposes or in conjunction with chemicals, foodstuffs, easily flammable and explosive materials.**

## 1. SAFETY

---

### Important!

Read the operator's manual carefully before use and keep for future reference.

### Battery:

**To ensure the Water Control runs safely, only a 9V alkaline manganese battery (alkaline) type IEC 6LR61 must be used!**

In order to stop the Water Control from failing because of a weak battery if you are away for a long time, the battery must be replaced when the battery symbol flashes.

### Setting up:

The Water Control may only be set up vertically with the sleeve nut to the top to prevent water

penetrating into the battery compartment. The minimum water output to ensure that the Water Control functions correctly is 20 – 30 l/h. For example, at least 10 x 2-litre Drip Heads are required to control the Micro-Drip-System.

At high temperatures (over 70 °C at the display) the LCD display may extinguish. This does not affect the program in any way. When the computer cools down the LCD display illuminates again.

The max. temperature for the water flow is 40 °C.

Avoid tensile strain.

→ Do not pull the hose connected to the Water Control.



**CAUTION!** If the control section is removed when the valve is open, the

valve remains open until the control section is reattached.



**DANGER! Cardiac arrest!**

This product makes an electromagnetic field while it operates. This field may under some conditions interfere with active or passive medical implants. To decrease the risk of conditions that can possibly injure or kill, we recommend persons with medical implants to speak with their physician and the medical implant manufacturer before you operate the product.



**DANGER! Risk of suffocation!**


Small parts can be easily swallowed. There is also a risk that the polybag can suffocate toddlers. Keep toddlers away when you assemble the product.

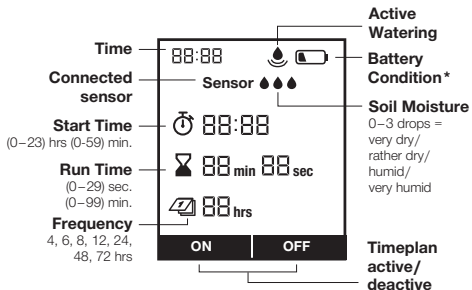
## 2. INITIAL OPERATION → (Fig. A–D)

A video of the commissioning and setting processes is available here:




### 3. FUNCTION → (Fig. F)

The settings can be adjusted when the control panel is removed. You can change the settings or move to the next setting by turning the outer wheel. Pressing the  button confirms the respective input. Pressing the button for a minimum of 3 seconds locks or unlocks the display.



- \*  max. 1 year  
 min. 4 weeks  
 max. 4 weeks

 too weak for opening again  
 If you will be away for long periods of time, please replace the battery when the battery symbol blinks – otherwise the watering system may fail.

### 4. PROGRAMMING → (Fig. G–I)


**Fig. G: 1** Set time (hours) | **2** Set time (mins) | **3** Select schedule | **4** Confirm schedule

Please note: If starting in the past and at a frequency of 4, 6, 8, 12 hours, the start time will be automatically adjusted after input.

Watering tip: For pot plants that required small amounts of water at regular intervals, short watering cycles are ideal in combination with a drip irrigation system.

The saved watering schedule can be activated or deactivated by pressing ON/OFF.

**Fig. I: 1** Active watering | **2** Change watering duration | **3** Stop active watering at any time

By pressing the  button, manual watering can be started or stopped at a desired time (see fig. I).

#### Soil Moisture Sensor → (Fig. D and H):

After a soil moisture sensor is connected, the word “Sensor” will be displayed – this can take up to 1 minute.

Once the soil is sufficiently moist, a watering operation is interrupted or a schedule is disabled so that it cannot be activated. This does not affect active (manual) watering.



#### Soil Moisture Sensor, Art. 1867 (optionally available)

**1** Connecting the sensor

An operating point must then be defined. This is the soil moisture level at or above which

watering is not to be carried out (see GARDENA Soil Moisture Sensor Operating Instructions).

There are 3 levels to choose from.

- During normal operation, the currently measured level is displayed constantly.
- The switching point as of which the sensor signals that the soil is moist – thereby preventing watering – is selected via the number of levels.
- 0 dots for loamy soil
  - Sensor response when soil is quite dry.
- 3 dots for sandy soil
  - Sensor response when soil is very moist.



**Soil Moisture Sensor, Art. 1188,  
(optionally available,  
models up to 2020)**

The soil moisture level at which a watering will not be carried out as per the schedule can be set using the switching point controller on the soil moisture sensor (see GARDENA Soil Moisture Sensor Operator's manual).

## 5. MAINTENANCE → (Fig. E)

---

## 6. STORAGE

---



**To put into storage:**

- The product must be stored away from children.
- To preserve the battery, it should be removed (fig. B).
- Store the controller and the valve unit in a dry, enclosed and frost-free place.



**Disposal:** (in accordance with RL2012/19/EC)

The product must not be disposed of to normal household waste. It must be disposed of in line with local environmental regulations.

**IMPORTANT!**




**Dispose of the product through or via your municipal recycling collection centre.**

**Disposal of the battery:**

- Please return a flat battery to a GARDENA dealer or dispose of it properly at your nearest recycling centre.

Dispose of the battery only when discharged.

## 7. TROUBLESHOOTING

Problem	Possible Cause	Remedy
<b>No display appears</b>	Battery is inserted incorrectly.	→ Check the polarity markings match (+/-).
	Battery is flat.	→ Insert a new (alkaline) battery.
	Temperature on the display is higher than 70 °C.	→ Display appears after the temperature has dropped.
<b>Display shows  when button/setting dial is activated</b>	Buttons have been locked.	→ Press the  button for 3 seconds.
<b>Manual watering is not possible using the  button</b>	Low battery is continuously displayed.	→ Insert a new (alkaline) battery.
	Tap is turned off.	→ Turn the tap on.
	Controller is not connected.	→ Mount the controller on housing.
	Minimum pressure of 0.5 bar not available.	→ Ensure a pressure of at least 0.5 bar.
<b>Watering program is not being undertaken (no watering)</b>	Program entry/modification during or just before the start pulse.	→ Make program entry/modification outside the programmed start times.
	Valve was opened manually previously.	→ Avoid possible program overlaps.
	Tap is turned off.	→ Turn the tap on.
	Soil moisture or rain sensor registers damp.	→ If dry, check the setting/location of the soil moisture/rain sensor.
	Controller is not connected.	→ Mount the controller on housing.



<b>Problem</b>	<b>Possible Cause</b>	<b>Remedy</b>
<b>Watering program is not being undertaken (no watering)</b>	Low battery is continuously displayed.	→ Insert a new (alkaline) battery.
	Minimum pressure of 0.5 bar not available.	→ Ensure a pressure of at least 0.5 bar.
<b>Water Control does not close</b>	Minimum quantity of water drawn is less than 20 l/h.	→ Connect more drip heads.
	Valve soiled.	→ Flush in the opposite direction to the normal flow direction.



**NOTE: For any other malfunctions please contact the GARDENA service department. Repairs must only be done by GARDENA service departments or specialist dealers approved by GARDENA.**

## 8. TECHNICAL DATA

<b>Water Control</b>	<b>Value /Unit</b>
<b>Min./max. operating pressure</b>	0.5 bar/12 bar
<b>Operating temperature range</b>	5 °C to 50 °C
<b>Flow medium</b>	Clear fresh water
<b>Max. liquid temperature</b>	40 °C
<b>No. of program-controlled watering sequences per day</b>	6 (every 4 h), 4 (every 6 h), 3 (every 8 h), 2 (every 12 h), 1 (every 24 h), every other day (every 48 h), every third day (every 72 h)

<b>Water Control</b>	<b>Value /Unit</b>
<b>No. of program-controlled watering sequences per week</b>	max. 42
<b>Watering duration</b>	1 sec. – 99 min. 59 sec.
<b>Battery required</b>	1 x 9V alkaline manganese Typ IEC 6LR61
<b>Operating time of the battery</b>	approximately 1 year

## 9. ACCESSORIES

**GARDENA Soil Moisture Sensor**

**Art. 1867**

**GARDENA Anti-theft device**

**Art. 1815-00.791.00 from the GARDENA Service**

## 10. SERVICE/WARRANTY

---

### Service:

Please contact the address on the back page.

### Warranty statement:

In the event of a warranty claim, no charge is levied to you for the services provided.

GARDENA Manufacturing GmbH grants a warranty for all original GARDENA new products for two years from the date of original purchase from the retailer, provided that the devices have been for private use only. This manufacturer's warranty does not apply to products acquired second hand. This warranty includes all significant defects of the product that can be proved to be material or manufacturing faults. This warranty is fulfilled by supplying a fully functional replacement product or by repairing the faulty product sent to us free of charge; we reserve the right to choose between these options. This service is subject to the following provisions:

- The product has been used for its intended purpose as per the recommendations in the operating instructions.
- Neither the purchaser nor a third party has attempted to open or repair the product.
- Only Original GARDENA replacement parts and wear parts have been used for operation.

- Presentation of the receipt.

Normal wear and tear of parts and components (such as blades, blade fixing parts, turbines, light bulbs, V-belts/toothed belts, impellers, air filters, spark plugs), visual changes, wear parts and consumables are excluded from the warranty.

This manufacturer's warranty is limited to replacement and repair of products in accordance with the abovementioned conditions. The manufacturer's warranty does not constitute an entitlement to lodge other claims against us as a manufacturer, such as for damages. This manufacturer's warranty does **not**, of course, affect statutory and contractual warranty claims against the dealer/retailer.

The manufacturer's warranty is governed by the law of the Federal Republic of Germany.

In case of a warranty claim, please return the faulty product, together with a copy of the receipt and a description of the fault, with postage paid to the service address.

### Consumables:

Faults which occur as a result of incorrectly installed or leaking batteries are not covered by the guarantee.

Damage caused by frost is not covered by the warranty.

**EN Product liability**

In accordance with the German Product Liability Act, we hereby expressly declare that we accept no liability for damage incurred from our products where said products have not been properly repaired by a GARDENA-approved service partner or where original GARDENA parts or parts authorised by GARDENA were not used.

**SV Produktansvar**

I enlighet med tyska produktansvarslagar förklarar vi härmed uttryckligen att vi inte åtar oss något ansvar för skador som orsakas av våra produkter där produkterna inte har genomgått korrekt reparation från en GARDENA-godkänd servicepartner eller där originaldelar från GARDENA eller delar godkända av GARDENA inte använts.

**DA Produktansvar**

I overensstemmelse med den tyske produktansvarslov erklærer vi hermed udtrykkeligt, at vi ikke påtager os noget ansvar for skader på vores produkter, hvis de pågældende produkter ikke er blevet repareret korrekt af en GARDENA-godkendt servicepartner, eller hvor der ikke er brugt originale GARDENA-reservedele eller godkendte reservedele fra GARDENA.

**FI Tuotevastuu**

Saksan tuotevastuulain mukaisesti emme ole vastuussa laitteiden vaurioista, jos korjauksia ei ole tehnyt GARDENAn hyväksymä huoltoliike tai jos niiden syynä on muiden kuin alkuperäisten GARDENA-varaosien tai GARDENAn hyväksymien varaosien käyttö.

**ET Tootevastutus**

Vastavalt Saksamaa tootevastutusseadusele deklareerime käesolevaga selgesõnaliselt, et me ei kannu mingisugust vastutust meie toodetest tingitud kahjude eest, kui need tooted ei ole korrektselt parandatud GARDENA heakskiidetud hoolduspartneri poolt või kui parandamisel ei ole kasutatud GARDENA originaalosi või GARDENA volitatud osi.

**LT Gaminio patikimumas**

Mes aiškiai pareiškiame, kad, atsižvelgiant į Vokietijos gaminių patikimumo įstatymą, neprisiimame atsakomybės dėl bet kokios žalos, patirtos dėl mūsų gaminių, jeigu jie buvo netinkamai taisomi arba jų dalys buvo pakeistos neoriginaliomis GARDENA dalimis ar nepatvirtintomis dalimis, arba jeigu remonto darbai buvo atliekami ne GARDENA techninės priežiūros centro specialistų.

**LV Atbildība par produkcijas kvalitāti**

Saskaņā ar Vācijas likumu par atbildību par produkcijas kvalitāti ar šo mēs paziņojam, ka neuzņemamies atbildību par bojājumiem, kas radušies, lietojot mūsu izstrādājumus, kuru remontu nav veicis uzņēmuma GARDENA apstiprināts apkopes partneris vai kuru remontam netika izmantotas oriģinālās GARDENA detaļas vai detaļas, kuru lietošanu apstiprinājis uzņēmums GARDENA.

**EN EC Declaration of Conformity**

The undersigned hereby certifies as the authorized representative of the manufacturer, GARDENA Germany AB, PO Box 7454, S-103 92, Stockholm, Sweden, that, when leaving our factory, the unit(s) indicated below is/are in accordance with the harmonised EU guidelines, EU standards of safety and product specific standards. This certificate becomes void if the unit(s) is/are modified without our approval.

**SV EG-försäkran om överensstämmelse**

Undertecknad intygar som befullmäktigad företrädare för tillverkarer, GARDENA Germany AB, PO Box 7454, S-103 92, Stockholm, Sverige, att nedan angiven apparat/nedan angivna apparater i det utförande vi har släppt på marknaden, uppfyller fordringarna i de harmoniserade EU-direktiven, EU-säkerhetsstandarderna och de produktspecifika standarderna. Denna försäkran upphör att gälla vid en ändring av apparaten/apparaterna som inte har stämts av med oss.

**DA EU-overensstemmelseserklæring**

Underskriveren bekræfter som fuldmægtig for producenten, GARDENA Germany AB, PO Box 7454, S-103 92, Stockholm, Sverige, at det (de) efterfølgende betegnede apparat(er) i den af os markedsførte udførelse opfylder kravene i de harmoniserede EU-direktiver, EU-sikkerhedsstandarder og produktspecifikke standarder. Foretages en ændring af apparatet/apparaterne, der ikke er aftalt med os, mister denne erklæring sin gyldighed.

**FI EY-vaatimustenmukaisuusvakuutus**

Allekirjoittanut vahvistaa valmistajan, GARDENA Germany AB, PO Box 7454, S-103 92, Tukholma, Ruotsi, valtuuttamana henkilönä, että seuraava laite täyttää/seuraavat laitteet täyttävät meidän toimittamassa mallissa yhdenmukaistettujen EU-direktiivien, EU-turvallisuusmääräysten ja tuotekohtaisten standardien vaatimukset. Laitteen/laitteiden muutoksissa, joista ei ole sovittu meidän kanssamme, menettää tämä selvitys voimassaolonsa.

**ET EÜ vastavusdeklaratsioon**

Allakirjutanu kinnitab tootja, GARDENA Germany AB, PO Box 7454, S-103 92, Stockholm, Rootsi, poolt volitatud isikuna, et järgnevalt nimetatud seade (seadmed) täidab (täidavad) meie poolt turule toodud versiooni kujul harmoneeritud EL-i direktiivide, EL-i ohutusstandardite ja tootepõhiste standardite nõuded. Seadmel (seadmetel) meiega kooskõlastamata muudatuste tegemise korral kaotab käesolev deklaratsioon oma kehtivuse.

**LT EB atitikties deklaracija**

Pasirašantysis, kaip gamintojo, GARDENA Germany AB, PO Box 7454, S-103 92, Stokholmas, Švedija, įgaliotasis atstovas patvirtina, kad žemiau nurodyto (-ų) prietaiso (-ų) modeliai, kurie buvo pagaminti mūsų gamyklose, atitinka darniausias ES direktyvas, ES saugumo standartus ir specifinius gaminių standartus. Atlikus bet kokį prietaiso (-ų) pakeitimą, kuris nėra suderintas su mumis, ši deklaracija praranda galiojimą.

**LV EK atbilstības deklarācija**

Zemā parakstījiesies persona kā ražotāja, uzņēmuma GARDENA Germany AB, PO Box 7454, S-103 92, Stokholma, Zviedrija, pilnvarotais pārstāvis apstiprina, ka tālāk norādītā(-s) ierīce(-s) izpildījumā, kādā mēs to (tās) esam laiduši tirgū, atbilst saskaņotajām ES direktīvām, ES drošības standartiem un konkrētajam produktam noteiktajiem standartiem. Ierīcē(-s) veicot ar mums nesaskaņotas izmaiņas, šī deklarācija zaudē savu spēku.

<p>Description of the product:          Beskrivning av produkten:          Beskrivelse af produktet:          Tuotteen kuvaus:          Toote kirjeldus:          Gaminio aprašas:          Izstrādājuma apraksts:</p>	<p><b>Water Control</b>  <b>Bevatningsautomatik</b>  <b>Vandingskontrol</b>  <b>Kastelunohjaus</b>  <b>Kastmissüsteemi juhtseade</b>  <b>Laistymo valdiklis</b>  <b>Laistīšanas kontrolierīce</b></p>	<p>Year of CE marking:          Märkningsår:          CE-Mærkningsår:          CE-merkin kiinnitysvuosi:          CE-märgistuse paigaldamise aasta:          Metai, kada pažymėta CE-ženklui:          CE-marķējuma uzlikšanas gads:</p>
<p>Product type:          Produkttyp:          Produkttype:          Tuotetyyppi:          Tootetüüp:          Gaminio tipas:          Produkta veids:</p> <p><b>Flex</b></p>	<p>Article number:          Artikelnummer:          Artikelnummer:          Tuotenumero:          Artiklinumber:          Dalies numeris:          Artikula numurs:</p> <p><b>1890</b></p>	<p style="text-align: right;"><b>2018</b></p> <p>Ulm, 02.03.2020          Ulm, 2020.03.02.          Ulm, 02.03.2020          Ulmissa, 02.03.2020          Ulm, 02.03.2020          Ulm, 02.03.2020          Ulme, 02.03.2020</p> <p>Authorised representative          Auktoriserad representant          Autoriseret repræsentant          Valtuutettu edustaja          Volitatud esindaja          Įgaliotasis atstovas          Pilnvarotā persona</p>
<p>EC-Directives:          EU-direktiv:          EF-direktiver:          EY-direktiivit:          EÜ direktiivid:          EB direktyvos:          EK direktīvas:</p> <p><b>2014/30/EU</b>  <b>2011/65/EC</b></p>	<p>Hinterlegte Dokumentation:          GARDENA Technische          Dokumentation,          M. Kugler, 89079 Ulm</p> <p>Deposited Documentation:          GARDENA Technical          Documentation,          M. Kugler, 89079 Ulm</p> <p>Documentation déposée:          Documentation technique          GARDENA,          M. Kugler, 89079 Ulm</p>	<p style="text-align: right;"><i>Reinhard Pompe</i></p> <p><b>Reinhard Pompe</b>          Vice President</p>

**Deutschland / Germany**

GARDENA Manufacturing GmbH  
Central Service  
Hans-Lorenser-Straße 40  
D-89079 Ulm  
Produktfragen: (+49) 731 490-123  
Reparaturen: (+49) 731 490-290  
service@gardena.com  
http://www.gardena.com

**Albania**

KRAFT SHPK  
Autostrada Tirane-Durres  
Km 7  
1051 Tirane

**Argentina**

ROBERTO C. RUMBO S.R.L.  
Predio Norlog  
Lote 7  
Benavidez, ZC: 1621  
Buenos Aires  
ventas@rumbosrl.com.ar

**Australia**

Husqvarna Australia Pty. Ltd.  
Locked Bag 5  
Central Coast BC  
NSW 2252  
Phone: (+ 61) (0) 2 4352 7400  
customer.service@  
husqvarna.com.au

**Austria / Österreich**

Husqvarna Austria GmbH  
Industriezeile 36  
4010 Linz  
Tel. : (+43) 732 77 01 01-485  
service.gardena@husqvarnagroup.com

**Azerbaijan**

Firm Progress  
a. Aliyev Str. 26A  
1052 Baku

**Belarus**

Private Enterprise  
"Master Garden"  
Minsk  
Sharangovich str., 7a  
Phone: (+375) 17 257-00-33  
Mob.: (+375) 29 676-16-09  
mg@mastergarden.by

**Belgium**

Husqvarna Belgium nv  
Gardena Division  
Leuvensesteenweg 542  
Planet II E  
1930 Zaventem  
België

**Bosnia / Herzegovina**

SILK TRADE d.o.o.  
Industrijska zona Bukva bb  
74260 Tešanj

**Brazil**

Husqvarna do Brasil Ltda  
Av. Francisco Matarazzo,  
1400 – 19ª andar  
São Paulo – SP  
CEP: 05001-903  
Tel: 0800-112252  
marketing.br.husqvarna@  
husqvarna.com.br

**Bulgaria**

AGROLAND България АД  
бул. 8 Декември, № 13  
Офис 5  
1700 Студентски град  
София  
Tel.: (+359) 24 66 6910  
info@agroland.eu

**Canada / USA**

GARDENA Canada Ltd.  
100 Summerlea Road  
Brampton, Ontario L6T 4X3  
Phone: (+1) 905 792 93 30  
info@gardenacanada.com

**Chile**

REPRESENTACIONES  
JCE S.A.  
Av. Del Valle Norte 857,  
Piso 4  
Beznaltá RM  
Phone: (+ 56) 2 24142560  
contacto@jce.cl

**China**

Husqvarna (Shanghai)  
Management Co., Ltd.  
富世华 (上海) 管理有限公司  
3F, Beng Square B,  
No207, Song Hong Rd.,  
Chang Ning District,  
Shanghai, PRC. 200335  
上海市长宁区淞虹路207号明  
基广场B座3楼, 邮编: 200335

**Colombia**

Husqvarna Colombia S.A.  
Calle 18 No. 68 D-31, zona  
Industrial de Montevideo  
Bogotá, Cundinamarca  
Tel. 571 2922700 ext. 105  
jairo.salazar@husqvarna.com.co

**Costa Rica**

Compania Exim  
Euroiberoamericana S.A.  
Los Colegios, Moravia,  
200 metros al Sur del Colegio  
Saint Francis – San José  
Phone: (+506) 297 68 83  
exim\_euro@racsa.co.cr

**Croatia**

Husqvarna Austria GmbH  
Industriezeile 36  
4010 Linz  
Tel. : (+43) 732 77 01 01-485  
service.gardena@husqvarnagroup.com

**Cyprus**

Med Marketing  
17 Digeni Akrita Ave  
P.O. Box 27017  
1641 Nicosia

**Czech Republic**

Husqvarna Česko s.r.o.  
Türkova 2319/5b  
149 00 Praha 4 – Chodov  
Beznátná infolinka :  
800 100 425  
servis@cz.husqvarna.com

**Denmark**

GARDENA DANMARK  
Lejrevej 19, st.  
3500 Værløse  
Tlf.: (+45) 70 26 47 70  
husqvarna@husqvarna.dk  
www.gardena.com / dk

**Dominican Republic**

BOSQUESA, S.R.L  
Carretera Santiago Licey  
Km. 5 ½  
Esquina Copal II,  
Santiago  
Dominican Republic  
Phone: (+809) 736-0333  
joserbosquesa@claro.net.do

**Ecuador**

Husqvarna Ecuador S.A.  
Arupos E1-181 y 10 de  
Agosto Quito, Pichincha  
Tel. (+593) 22800739  
francisco.jacome@husqvarna.com.ec

**Estonia**

Husqvarna Eesti OÜ  
Valdeku 132  
EE-11216 Tallinn  
info@gardena.ee

**Finland**

Oy Husqvarna Ab  
Gardena Division  
Lautatarhankatu 8 B / PL 3  
00581 HELSINKI  
www.gardena.fi

**France**

Husqvarna France  
9/11 Allée des pierres mayettes  
92635 Gennevilliers Cedex  
France  
http://www.gardena.com/ fr  
N° AZUR: 0 810 00 78 23  
(Prix d'un appel local)

**Georgia**

Transporter LLC  
113b Beliasvili street  
0159 Tbilisi, Georgia

**Great Britain**

Husqvarna UK Ltd  
Preston Road  
Aycliffe Industrial Park  
Newton Aycliffe  
County Durham  
DL5 6UP  
info.gardena@husqvarna.co.uk

**Greece**

Π.ΠΑΠΑΔΟΠΟΥΛΟΣ ΑΕΒΕ  
Λεωφ. Αθηνών 92  
Αθήνα  
T.K.104 42  
Ελλάδα  
Τηλ. (+30) 210 5193 100  
info@papadopoulos.com.gr

**Hungary**

Husqvarna Magyarországi Kft.  
Ezred u. 1-3  
1044 Budapest  
Telefon: (+36) 1 251-4161  
vevoszolgalat.husqvarna@  
husqvarna.hu

**Iceland**

BYKO ehf.  
Bildshófa 20  
110 Reykjavik

**Ireland**

Husqvarna UK Ltd  
Preston Road  
Aycliffe Industrial Park  
Newton Aycliffe  
County Durham  
DL5 6UP  
info.gardena@husqvarna.co.uk

**Italy**

Husqvarna Italia S.p.A.  
Via Santa Vecchia 15  
23868 VALMADRERA (LC)  
Phone: (+39) 0341.203.111  
assistenza.italia@it.husqvarna.com

**Japan**

Husqvarna Zenoah Co. Ltd. Japan  
1-9 Mimamidai, Kawagoe  
350-1165 Saitama  
Japan  
gardena-jp@husqvarnagroup.com

**Kazakhstan**

LAMED Ltd.  
155/1, Tazhibayevoy Str.  
050060 Almaty  
IP Schmidt  
Abayavenue 3B  
110 005 Kostanay

**Korea**

Kyung Jin Trading CO.,LTD.  
107-4, SunDuk Bid.,  
YangJae-dong,  
Seocho-gu,  
Seoul, (zipcode: 137-891)  
Phone: (+82) (0)2 574-6300

**Latvia**

Husqvarna Latvija SIA  
Ulbrokas 19A  
LV-1021 Riga  
info@gardena.lv

**Lithuania**

UAB Husqvarna Lietuva  
Ateities pl. 77C  
LT-52104 Kaunas  
info@gardena.lt

**Luxembourg**

Magasins Jules Neuberg  
39, rue Jacques Stas  
Luxembourg-Gasperich 2549  
Case Postale No. 12  
Luxembourg 2010  
Phone: (+352) 40 14 01  
api@neuberg.lu

**Mexico**

AFOSA  
Av. Lopez Mateos Sur # 5019  
Col. La Calma 45070  
Zapopan, Jalisco, Mexico  
Phone: (+52) 33 3818-3434  
icornejo@afosa.com.mx

**Moldova**

Convel S.R.L.  
290A Muncesti Str.  
2002 Chisinau

**Netherlands**

Husqvarna Nederland B.V.  
GARDENA Division  
Postbus 50131  
1305 AC ALMERE  
Phone: (+31) 36 521 00 10  
info@gardena.nl

**Neth. Antilles**

Jonka Enterprises N.V.  
Sta. Rosa Weg 196  
P.O. Box 8200  
Curaçao  
Phone: (+599) 9 767 66 55  
pgm@jonka.com

**New Zealand**

Husqvarna New Zealand Ltd.  
PO Box 76-437  
Manukau City 2241  
Phone: (+64) (0) 9 9202410  
support.nz@husqvarna.co.nz

**Norway**

Husqvarna Norge AS  
Gardena Division  
Trøskøveien 36  
1708 Sarpsborg  
info@gardena.no

**Peru**

Husqvarna Perú S.A.  
Jr. Ramón Cárcamo 710  
Lima 1  
Tel: (+51) 1 3320400 ext. 416  
juan.remuzgo@husqvarna.com

**Poland**

Husqvarna  
Poland Spółka z o.o.  
ul. Wysockiego 15 b  
03-371 Warszawa  
Phone: (+48) 22 330 96 00  
gardena@husqvarna.com.pl

**Portugal**

Husqvarna Portugal, SA  
Lagoa - Albarraque  
2635 - 595 Rio de Mouro  
Tel.: (+351) 21 922 85 30  
Fax : (+351) 21 922 85 36  
info@gardena.pt

**Romania**

Madex International Srl  
Soseaua Odaii 117 - 123,  
RO 013603 Bucuresti, S1  
Phone: (+40) 21 352.76.03  
madex@ines.ro

**Russia / Россия**

000 „Хускварна“  
141400, Московская обл.,  
г. Химки,  
улица Ленинградская,  
владение 39, стр.6  
Бизнес Центр  
„Химки Бизнес Парк“,  
помещение 0B02\_04  
http://www.gardena.ru

**Serbia**

Domel d.o.o.  
Autoput za Novi Sad bb  
11273 Belgrade  
Phone: (+381) 1 18 48 88 12  
miroslav.jejina@domel.rs

**Singapore**

Hy-Play PRIVATE LIMITED  
40 Jalan Pemimpin  
#02-08 Tat Ann Building  
Singapore 577185  
Phone: (+65) 6253 2277  
shiyjng@hyrar.com.sg

**Slovak Republic**

Husqvarna Cesko s.r.o.  
Türkova 2319/5b  
149 00 Praha 4 – Chodov  
Bezplatná infolinka:  
800 154 044  
servis@sk.husqvarna.com

**Slovenia**

Husqvarna Austria GmbH  
Industriezeile 36  
4010 Linz  
Tel.: (+43) 732 77 01 01-485  
service.gardena@  
husqvarmagroup.com

**South Africa**

Husqvarna  
South Africa (Pty) Ltd  
Postnet Suite 250  
Private Bag X6,  
Cascades, 3202  
South Africa  
Phone: (+27) 33 846 9700  
info@gardena.co.za

**Spain**

Husqvarna España S.A.  
Calle de Rivas nº 10  
28052 Madrid  
Phone: (+34) 91 708 05 00  
atencioncliente@gardena.es

**Suriname**

Deto Handelsmaatschappij N.V.  
Kernkampweg 72-74  
P.O.Box: 12782  
Paramaribo – Suriname  
South America  
Phone: (+597) 438050  
www.deto.sr

**Sweden**

Husqvarna AB/GARDENA Sverige  
Drottninggatan 2  
561 82 Huskvarna  
Sverige

**Switzerland / Schweiz**

Husqvarna Schweiz AG  
Consumer Products  
Industriestrasse 10  
5506 Mägenwil  
Phone: (+41) (0) 62 887 37 90  
info@gardena.ch

**Turkey**

Dost Bahçe Diş Ticaret  
Müessesilik A.Ş  
Yunus Mah. Adil Sok. No: 3  
İc Kapı No: 1 Kartal  
34873 İstanbul  
Phone: (+90) 216 38 93 939  
info@dostbahce.com.tr

**Ukraine / Україна**

ТОВ «Хускварна Україна»  
вул. Васильківська, 34,  
офіс 204-г  
03022, м. Київ  
Тел. (+38) 0 800 504 804  
info@gardena.ua

**Uruguay**

FELI SA  
Entre Rios 1083 CP 11800  
Montevideo – Uruguay  
Tel : (+598) 22 03 18 44  
info@felisa.com.uy

**Venezuela**

Corporación Casa y Jardín C.A.  
Av. Caroni, Edif. Trezmen, PB.  
Colinas de Bello Monte.  
1050 Caracas.  
Tlf : (+58) 212 992 33 22  
info@casayjardin.net.ve



1890-28.96.05/1220

© GARDENA Manufacturing GmbH; D-89079 Ulm; http://www.gardena.com