



Four Piece Deep Seating Corner Fire Patio Set

● Grey (441554) ○ White (441555)



Care and User Guide

For your new garden furniture set



Customer Service: +44 (0) 1889 272 056

IMPORTANT: PLEASE REGISTER YOUR STONE GARDEN LIFESTYLE PRODUCT BEFORE ASSEMBLY

Using the unique serial number found on the cover of this document, please visit <https://bit.ly/StoneGardenWarranty> to register your product.





Affix Serial Number
HERE



Thank you for purchasing your new Stone garden lifestyle furniture set. Our products come with a 25 year warranty on all aluminium parts, fabric and mechanical parts come with a 1 year warranty. To help look after and even increase your garden furniture's longevity, we have listed some tips below on how to look after it.

1. Regularly wipe down the metal frames with warm soapy water and a sponge to clean. Avoid using heavy detergents or power washers.
2. Perform Maintenance at least once a year in order to extend the life of your furniture. Check all fixings are secure.
3. The fabric is fire retardant and easy to clean, however for more stubborn stains, use a soft brush and a fabric cleaner to help remove any marks.
4. Use a cover when your set is not in use to avoid damage to tempered glass or metal surfaces under extreme weather conditions.
5. Using a parasol in hot weather will help to avoid damage to tables and sofa surfaces.
6. Try no to place glasses on table tops without coasters, this will help to avoid the magnifying effect from the glass, which could discolour or damage the surface.

Important Information

-  When unpacking, a Stanley knife or scissors may damage your new garden furniture set, so ensure unpackaging your new set with care. Any accidental damage is not covered by your warranty. It's the customer's responsibility to dispose of all packaging.
-  We recommend never to leave your parasol up when not in use, no matter the weather. This can cause parts to break and become unusable, using our parasol cover can prevent damage caused by weather conditions. Failing to do this, will invalidate your warranty.
-  We recommend you use covers to protect your outdoor furniture when not in use. Covers must be removed periodically to minimise moisture build up.
-  Be careful when removing covers off your garden furniture. Whilst durable, garden furniture covers can rip when removed with excessive force over corners of tables and chairs.

Important: Keep this booklet for future reference!

Important Information



Please read these instructions carefully. Note the safe operational requirements, warnings & cautions. Use the product correctly and with care for the purpose for which it is intended. Failure to do so may cause damage and/or personal injury and will invalidate the warranty. Please keep these document safe for future use.

About the Product

Made from Aluminium with a powder coated finish, to protect from corrosion.
Available in both anthracite grey and porcelain white .
Supplied with thick, padded, grey cushion.

Safety Instructions



Cautions and instructions in this manual cannot cover all possible situations and conditions that may occur. Common sense and caution are factors which cannot be built into these products.

Responsibility as a customer;

- Ensure the items are assembled properly and securely.
- Avoid tipping, place on firm flat ground floor.
- Do not stand or jump on furniture.

Assembly



Note: Wear correct safety gloves, It is inherent with fabricated metal parts, edges and corners can cause minor cuts if improperly handled during assembly.

TWO PERSON ASSEMBLY

Most procedures will not require two people but it may be easier to have assistance.



PERSONAL PROTECTION EQUIPMENT

We advise appropriate personal protective equipment is worn during assembly.



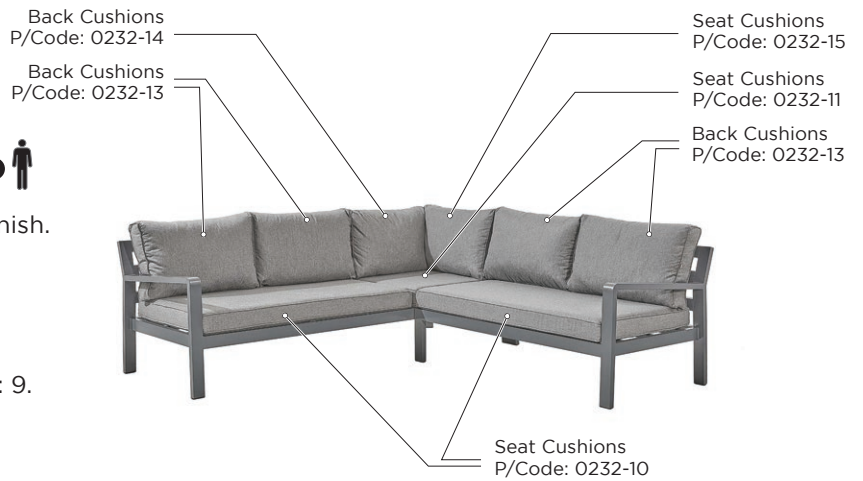
Gloves

Corner Sofa

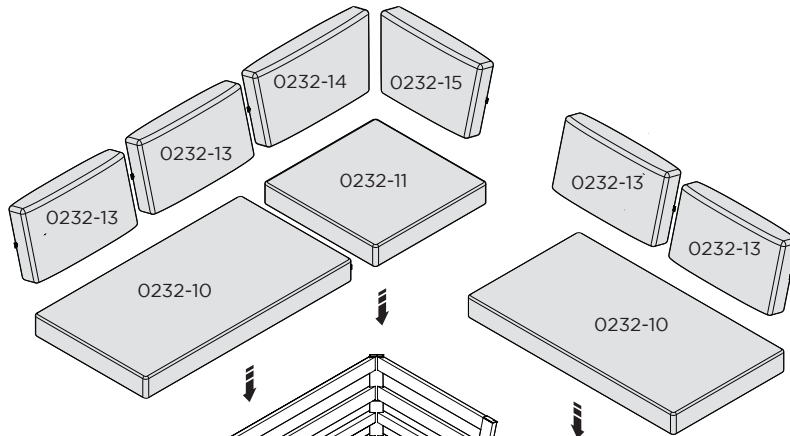
Product Code: 0258-CS

Made from aluminium with a powder coated finish.
Topped with a luxuriously comfortable UV and water-resistant grey seat cushions.

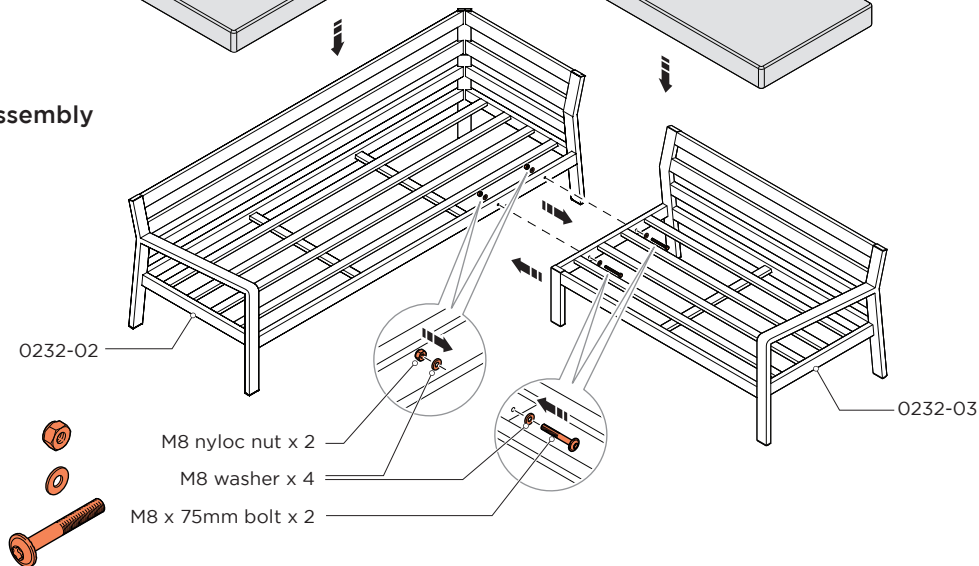
- Size: L 230 x W 230 x H 84 cm
- Assembly: Nuts & bolts, Qty: 4, cushions Qty: 9.



Cushion Arrangement



Corner Sofa Assembly



Locate and secure 2x M8 bolts to 2 x M8 nyloc nuts using M8 Washers as shown above.
Tool needed: 13mm socket or spanner will be required.




Sofa

Product Code: 0258-1S

Made from aluminium with a powder coated finish. Topped with a luxuriously comfortable UV and water-resistant grey seat cushions.

- Size: L 153 x W 82 x H 84
- Assembly: Cushions. Qty: 3.



Chair

Product Code: 0258-1C

Made from aluminium with a powder coated finish. Topped with a luxuriously comfortable UV and water-resistant grey seat cushions.

- Size: L 82 x W 73 x H 84
- Assembly: Cushions. Qty: 2.



Fire Pit Table

Product Code: 0258-FT

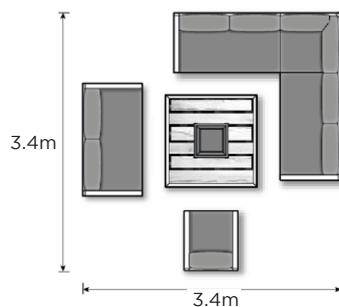


Made from aluminium with a powder coated finish. Gas powered, protective glass surround for added safety.

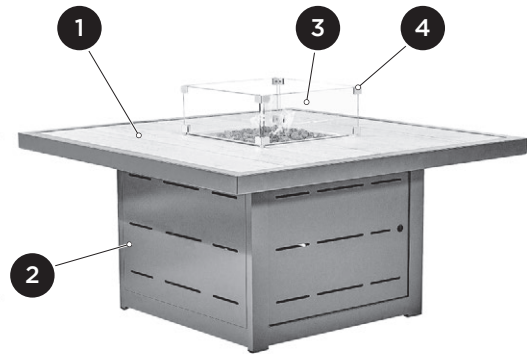
- Size: L 127 x W 127 x H 67
- Assembly: Refer to fire pit operating manual.



Footprint Dimensions



Fire Pit Table

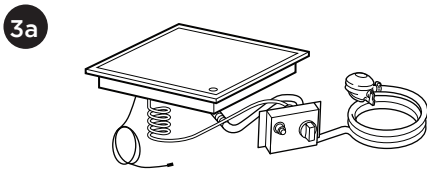


Parts List:

- Box One : Fire pit table top.
- Box Two : Fire pit base.
- Box Three : Fire pit burner and bag of lava rocks.
- Box Four : Glass fire glass surround kit.



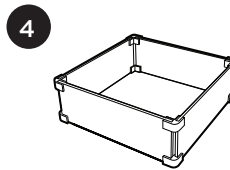
Fire pit burner assembly



Bag of lava rocks.



Glass fire glass surround kit



- Package content
- 4 x Glass boards
 - 8 x Brackets
 - 1 x Pack of accessories

Note: 1x AAA Battery will be required and fitted to the electronic igniter (not supplied).



Prior to Use:

- Read the instructions before using the appliance.
- Only to be used outdoors
- Do not move the appliance during use
- Any modification of the appliance may be dangerous
- Parts sealed by the manufacturer or his agent must not be altered by the user.
- Do not modify the appliance.



Danger:

- If you smell gas:
1. Shut off gas supply to appliance.
 2. Extinguish any open flame, avoid using any electrical appliance.
 3. Open lid and ventilate the area.
 4. Check gas connections with soap solution.
 5. If odour still exists, immediately contact your gas supplier or fire department.



Important:

Hazardous fire or explosion may result if these instructions are ignored.
 It is the user's responsibility to see that this appliance is properly assembled, installed, and taken care of. Failure to follow instructions in this manual could result in serious bodily injury and/or property damage. Any modification of the appliance, misuse, or failure to follow the instructions may be dangerous and will invalidate your warranty.



Warning:

Accessible parts may be very hot. Keep young children away.
 Do not store or use petrol or other flammable vapour or liquids in the vicinity.